

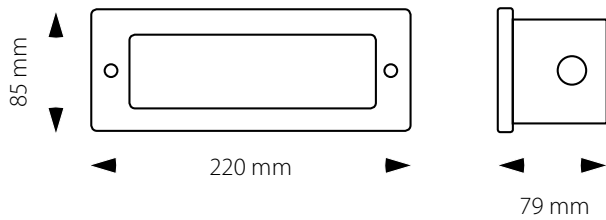
Product No.	System Power*	LED Lumen	Beam Angle	Colour Temp	CRI	Driver
709111.000	7.4W	227Lm	85°	4000K	80+	350mA



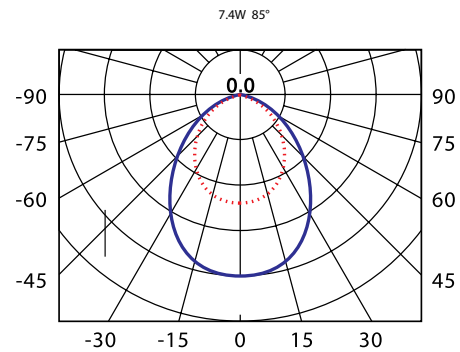
■ Product Features

- Diecast aluminium housing and trim
- Protection Class: IP65
- Supplied complete with Integral electronic LED driver
- Electrolytic steel installation housing
- Easy to install housing for concrete wall
- Special structure with matt glass makes smooth light distribution
- Eco-friendly LED technology with energy saving and low maintenance cost
- Optimal thermal management guarantees long lifespan
- No UV or IR radiation
- Finish: 3S Black as standard
- *Connected electrical loads are rated values and subject to a tolerance of +/- 10%

■ Product Dimensions



■ Reflector Polar Curve



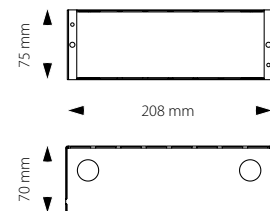
■ Product Standard



■ Product Options



Installation Box



Housing: Steel, Electrolytic

■ Project Information

Project Name:		Type:	
Quantity:		Expected Due Date:	
Client's Name:		Date of Issue:	
Notes:		Signature:	