

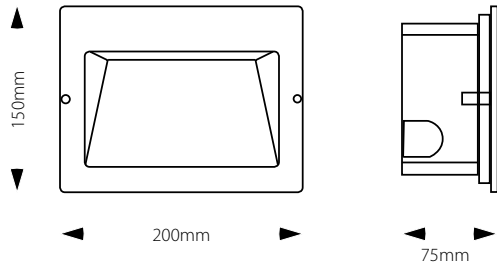
Product No.	System Power*	LED Lumen	Beam Angle	Colour Temp	CRI	Driver
709119.000	11W	1000Lm (10W)	100°	4000K	80+	350mA



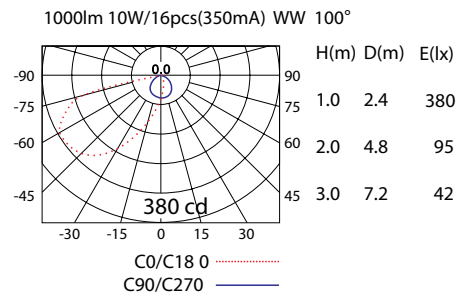
■ Product Features

- Diecast aluminium housing and trim
- Complete with black plastic pre-installation box
- Protection rated IP65
- Supplied complete with Integral electronic LED driver
- Finish: 3S Black as standard
- Optional accessory: Stainless steel front cover
- *Connected electrical loads are rated values and subject to a tolerance of +/- 10%

■ Product Dimensions



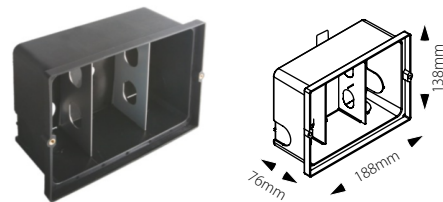
■ Reflector Polar Curve



■ Product Standard



PRE-INSTALLATION BOX



Housing: Plastic
Support Frame: Steel

■ Product Options



■ Optional Accessory



Front Cover: Stainless Steel

■ Project Information

Project Name:		Type:	
Quantity:		Expected Due Date:	
Client's Name:		Date of Issue:	
Notes:		Signature:	